

The Corporation of the Town of Ajax

## **COUNCIL**

Monday May 13, 2013 at 7:00 p.m.

Council Chambers, Town Hall

65 Harwood Avenue South



## **PRESENTATIONS**

---

Anything in **blue** denotes an attachment/link. By clicking the links on the agenda page, you can jump directly to that section of the agenda. To manoeuvre back to the agenda page use the **Ctrl + Home** keys simultaneously. **OR** use the “*Bookmark*” icon to the left of your screen to navigate from one report to the next

### **4. Delegation and Presentations / Public Hearings**

- |     |              |   |
|-----|--------------|---|
| 4.3 | Proclamation | <a href="#">Asian &amp; South Asian Heritage Month – May</a><br>- Shashi Bhatia, Indo-Canadian Cultural Association of Durham   |
| 4.4 | Proclamation | <a href="#">Pride Week in Ajax – May 31 to June 9, 2013</a><br>- Mike May, Pride Durham   |
| 4.5 | Delegation   | <a href="#">Ajax Bomb Girls Legacy Campaign</a><br>- Lori Jackson, Lead Co-Chair, Sail-a-bration, Ajax Bomb Girls Legacy Campaign   |
| 4.6 | Delegation   | <a href="#">Audley Recreation Centre Grand Opening Update</a><br>- Robert Gruber, Manager, Community & Cultural Development<br>- Stacey Toole, Festivals & Events Coordinator |
| 4.7 | Delegation   | <a href="#">Durham Regional Council:<br/>The Need for Fair and Efficient Representation</a><br>- Martin de Rond, Director of Legislative & Information Services               |

# South Asian & Asian Heritage Festival 2013

Presented by



INDO-CANADIAN  
CULTURAL ASSOCIATION  
OF DURHAM INC.

**IN PARTNERSHIP WITH:**

Town of Ajax, Friends Indeed Canada, Canadian Afghan Council,  
Durham Tamil Association, Nepalese Canadian Community Services  
Tamil Cultural and Academic Society of Durham,  
Bangladeshi-Canadian Community Services,  
Durham Chinese Cultural Centre and Durham Asian Cultural Association

**AT AJAX COMMUNITY CENTER**  
**HMS ROOM, 75 CENTENNIAL ROAD AJAX, ON**  
**SUNDAY, MAY 26<sup>TH</sup> 2013 -- 11:00AM TO 4PM**

HOSTED BY



**MC: SHASHI BHATIA**

**ART EXHIBIT / CULTURAL DISPLAY**  
**SOUTH ASIAN AND ASIAN MARKET PLACE**

**FOR MORE INFORMATION PLEASE CONTACT:**

SHASHI BHATIA: 905-428-9798

SHAIMA ABDALI: 647-986-2129

JOSH SURESH: 905-428-7007

VAQAR RAEES: 416-819-6411

ABID CHOUDHORY: 416-846-2830

GOPAL BHANDARI: 647-284-8129

YAN FU: 416-900-2708

TOM THIRU: 416-726-7748

SUSAN CHEUNG: 416-450-3322

**Free Admission**



Durham Chinese Canadian Culture Centre  
杜蘭加中文化中心

pride  
DURHAM





# 50 Shades OF Pride

**FROM MILD TO WILD**

Celebrating the Diversity in all of us!

# KICK OFF PRIDE WEEK IN DURHAM!

## Video Dance Party!

For **LGBTQ Youth & Their Friends**  
**Aged 14-18**

**Friday, May 31, 2013**

**St. Francis Centre  
78 Church St. S.  
Ajax, ON**

**7 to 11 p.m.**

**\$5 (incl. HST)**

**Dress code in effect & refreshments for sale**

**Tickets available at the Ajax & McLean Community Centres  
and the St. Francis Centre**

(visit [www.stfranciscentre.ca](http://www.stfranciscentre.ca) for box office hours)



[ajaxyouth.ca](http://ajaxyouth.ca)  
[www.pridedurham.com](http://www.pridedurham.com)



**Celebrate Pride Week In Durham with a Special Screening of**

# **The Celluloid Closet**

**This witty, yet thought-provoking documentary showcases how sexuality has been portrayed in film since the early days of cinema.**

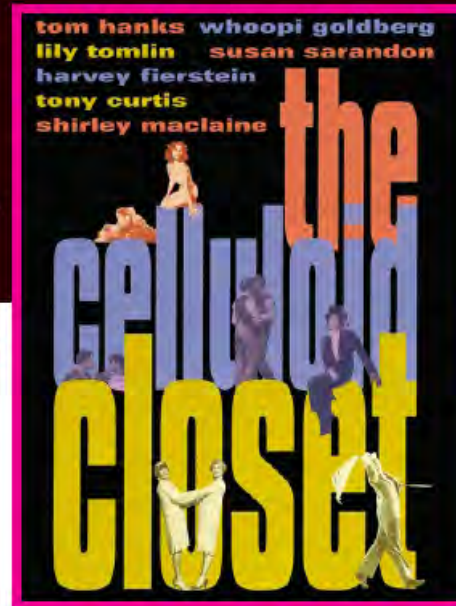
**Sunday, June 2, 2013**

**3 p.m.**

**St. Francis Centre**  
78 Church St. S.  
Ajax, ON

**FREE**

Doors open at 2:30 p.m.,  
seating is limited,  
first come, first served.



**"Sheer Fun!"**

Janet Maslin, The New York Times

**For more information:**


[www.stfranciscentre.ca](http://www.stfranciscentre.ca)  
905-619-2529, ext. 2787 (ARTS)  
[www.pridedurham.com](http://www.pridedurham.com)

pride  
DURHAM



# Sacrifice Service Victory

[www.honourajaxbombgirls.ca](http://www.honourajaxbombgirls.ca)



Honouring our Royal Canadian Navy, Ajax Bomb Girls and all Women War Workers



*Photo Credit: Corporal Martin Roy,  
Formation Imaging Services,  
Halifax, Nova Scotia.  
© 2011 DND-MDN Canada*


## Sail-A-Bration

July 5 to July 8, 2013

Featuring: **HMCS Kingston, HMCS Glace Bay**  
The 2013 Signature Event of the  
Ajax Bomb Girls Legacy Campaign

# Sacrifice Service Victory

[www.honourajaxbombgirls.ca](http://www.honourajaxbombgirls.ca)



*HMCS Kingston and HMCS Glace Bay are Maritime Coastal Defence Vessels. Commissioned in 1996, the vessels are designed to be multi-purpose, providing coastal surveillance, sovereignty patrol and training.*

*Photo Credit: Cpl Halina Folfas, Formation Imaging Services, Halifax, NS*



## Sail-A-Bration Weekend

**Saturday July 6 and Sunday July 7**

Ship Tours, Family Fun, Childrens' Activities, BBQ, Displays - Port Oshawa

**Saturday July 6**

On Board Ships' Welcome Reception - Port Oshawa

"Shore Leave" Dinner/Dance - Jubilee Pavilion - Lakeview Park, Oshawa

**Sunday July 7, 2013**

"Sailors Salute" - Port Oshawa

Marching Bands, Entertainment, Raffle Draws

**For more information on how you can donate or sponsor today, visit [www.honourajaxbombgirls.ca](http://www.honourajaxbombgirls.ca) or email [honourajaxbombgirls@ajax.ca](mailto:honourajaxbombgirls@ajax.ca).**



# AUDLEY RECREATION CENTRE GRAND OPENING CELEBRATIONS

Saturday, June 8, 2013

# EVENT AGENDA

- Saturday, June 8, 2013
- 1 – 4 p.m.
- Official Greetings & Ribbon Cutting Ceremony
  - 1:30 p.m.
  - Celebration Cake
- Free Public Swim
  - 1 – 2:15 p.m.
  - 2:45 – 4 p.m.
- Indoor Activities
- Outdoor Activities



# INDOOR ACTIVITIES

- Children's Place
  - Face painting
  - Arts & Crafts
  - Preschool & Children's Programming information
- Community Room
  - Community & Cultural Group Displays
  - Cooking Demonstration in the Teaching Kitchen
- Studio
  - Fitness demonstrations
- Youth Room – "The Space"
  - Pool tables, Ping Pong tables
  - Gaming Area, Laptops, Karaoke & Open Mic area
  - Minute-to-Win-It Challenges



# INDOOR ACTIVITIES

## ○ Gym

- Pan Am Art Activation
  - Ajax Mural by David Arrigo
- Pan Am Community Tour
  - Pan Am Games Information Tent & giveaways
  - Inflatable interactive sports activities
  - Athlete appearances (subject to availability)
  - Athlete achievement markers & sports equipment
  - Interactive photo cut outs
- Popcorn Machine



**iVIVA PAN AM**  
**AJAX!** TM/MC



**Pan Am  
Mural  
Activation &  
Community  
Tour**

**Free Public  
Swims**



**Fitness  
Demos**

**Children's  
Activities**

**Community  
Displays &  
Cooking Demo**

**Youth  
Room  
Activities**

**Official  
Greetings &  
Ribbon Cutting  
Ceremony**

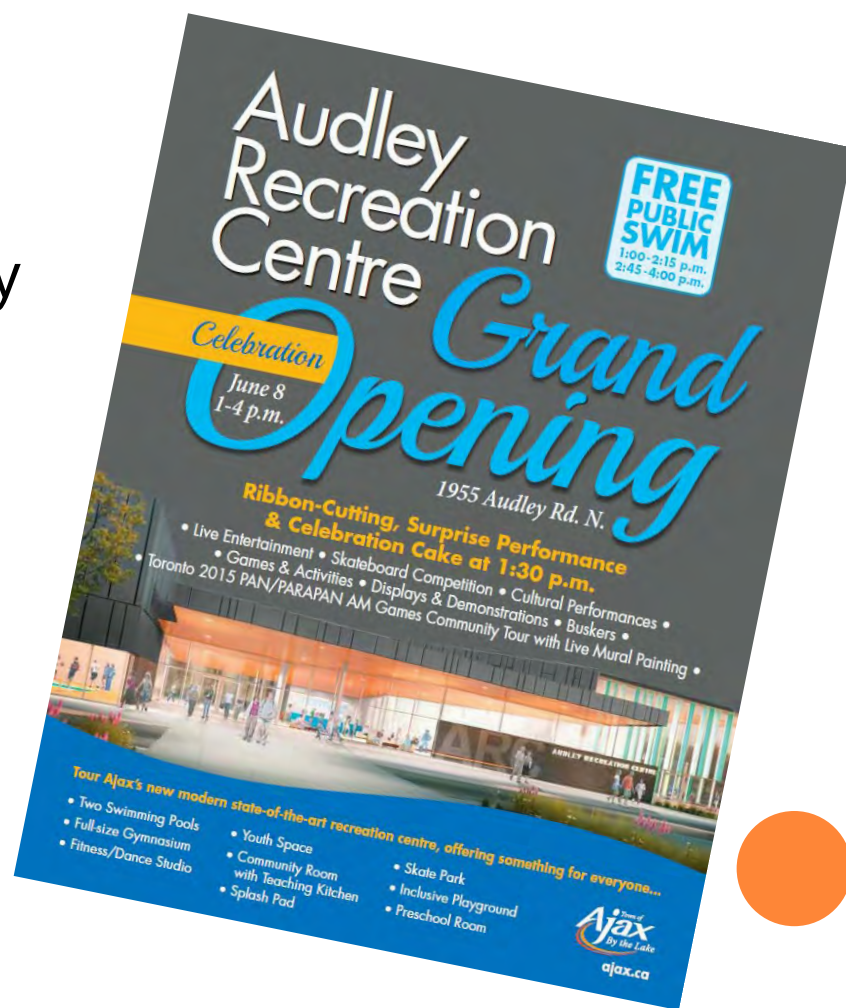
# OUTDOOR ACTIVITIES

- Skateboard Demonstration & Competition
- Inflatables
- Live Entertainment – Mystic Drumz
- Roaming Entertainers
- Low Ropes Course initiatives
- Camp displays and information
- Inclusive Playground
- Splashpad
- Snowcones



# MARKETING & PROMOTIONS

- Flyers
- Print media
- Web, social media & blog
- Community Groups, advisory committees & stakeholders
- Program participants
- Local residents



# ARC PROGRAMMING

- Aquatics Drop-in Programs
  - Lane Swim
  - Public Swim
- Drop-in Recreational Programs
  - Basketball (Child, Youth & Adult)
  - Dance Crew
  - Family Open Gym
- “The Space” Youth Room
- Group Fitness Drop-In Classes
  - Aquafit
  - Cyclefit
  - Yoga
  - Zumba
  - Boot Camp
  - And more





# AUDLEY RECREATION CENTRE GRAND OPENING CELEBRATIONS

Saturday, June 8, 2013

THANK YOU

---

# **Durham Regional Council**

## **The Need for Fair and Efficient Representation**

---

**Town of Ajax  
May 13, 2013**

# Here We Go Again....

Ajax Council, July 2012:

*That the Town Clerk present an updated report on the need for fair representation at Regional Council to a Fall 2012 General Government Committee Meeting.*

Regional Council, Dec 2012  
Defeats proposal for representation review

# Durham Regional Council's Serious Representation Issues

1. The failure to maintain representation-by-population.
2. A Council that is too large and costs local taxpayers far too much.

# Democracy and the Principle of Representation by Population

## Democracy

A form of government in which the supreme power is vested in the people. (Webster's)

## Representation-by-Population

A key principle of democracy, whereby elected officials represent (as nearly as possible) the same number of people and all votes are valued equally.

# The Importance of Voter Equality and Representation-by-Population

“Voter equality means that every Canadian’s vote should have the same value... This principle is enshrined in the Canadian Constitution and is also referred to as ‘representation-by-population’... The principle ensures that all Canadians are treated as equals and taken into account by their political representatives.”

M. Pal and M. Molson, *Moving Toward Voter Equality*, 2012

# The Supreme Court of Canada and "Effective Representation"

1991 Supreme Court of Canada "*Carter Decision*" confirmed the need to respect and value the democratic rights of **all** electors.

- The decision guides representation reviews at all levels of government in Canada.
- "*Absolute voter parity*" is an impossible objective. Instead, all electors are entitled to "*effective representation.*"
  - Exceptional, but reasonable, variances from the strict application of rep-by-pop are permitted in order to protect legitimate geography, history, community or minority interests.
  - Origin of the 25% population variance rule.

HOWEVER, beyond these specific and justified exceptions, the court emphasized the need to maintain "*the relative parity of voting power*" and that the "*dilution of one citizen's vote as compared with another should not be countenanced.*"

# Voter Equality and Rep-by-Pop in Canada

## Canada

- *Electoral Boundaries Readjustment Act (EBRA)* mandates electoral boundaries commissions for each province every ten years.
- Allows 25% electoral district population variance.

## Ontario

- Mirrors the Federal districts for provincial elections, with the exception of Northern ridings.

## Ontario Municipalities

- *Municipal Act* provides local councils with authority to “change the composition of council”, making representation changes optional instead of mandatory.
- Appeal via the OMB not practical for upper-tier reviews.

# 2013 Regional Council Composition by Population

	2011 Population	Members (since 1997)	Pop-per- Member	% of Pop	% of Seats
Brock	11,341	2	5,671	1.9%	7.1%
Uxbridge	20,623	2	10,312	3.4%	7.1%
Scugog	21,569	2	10,785	3.6%	7.1%
Oshawa	149,607	8	18,701	24.6%	28.6%
Pickering	88,721	4	22,180	14.6%	14.3%
Clarington	84,548	3	28,183	13.9%	10.7%
Whitby	122,022	4	30,506	20.1%	14.3%
Ajax	109,600	3	36,533	18.0%	10.7%
Durham	608,031	28	21,715	100%	100%

# Representation by Population GTA Regional Councils

	Peel	York	Durham
2011 Population (Census)	1,296,814	1,032,524	608,031
2012 Members (excludes Chair)	24	20	28
Pop-per-Member	<b>54,034</b>	<b>51,626</b>	<b>21,715</b>
2012 Councillor Base Remuneration	\$50,400	\$50,600	\$50,200
Total Council Expenses @ \$60k/member	<b>\$1.44m</b>	<b>\$1.2m</b>	<b>\$1.68m</b>
Cost per capita	<b>\$1.11</b>	<b>\$1.16</b>	<b>\$2.76</b>

# History of Durham Regional Council Composition

## Regional Municipality of Durham

- created in 1974
- originally a 30 member council, plus a Regional Chair
- representation reflected the Region's much different and more evenly distributed population pattern in the early 1970s

Council composition has changed twice to correct representation imbalances caused by significant growth in some municipalities.

- effective for the 1988 elections, by adding a member to Ajax and Whitby – resulting in a 32 member Council, plus the Chair.
- effective for the 1997 elections, by reducing Oshawa by three members and Clarington by one – resulting in 28 members, plus the Chair.

Attachment 2 in the report gives a more complete overview

# Changes to Regional Council Composition

	1971 Census Population	1974-1988 Members	1988-1997 Members	1997- Present Members	2011 Census Population	1971 – 2011 Growth
Brock	7,601	2	2	2	11,341	3,740 (49.2%)
Uxbridge	9,507	2	2	2	20,623	11,116 (116.9%)
Scugog	9,732	2	2	2	21,569	11,837 (121.6%)
Ajax	17,344	2	3	3	109,600	92,256 (531.9%)
Whitby	25,324	3	4	4	122,022	96,698 (381.8%)
Pickering	25,730	4	4	4	88,721	62,991 (244.8%)
Clarington	27,198	4	4	3	85,548	58,350 (214.5%)
Oshawa	94,994	11	11	8	149,607	54,613 (57.5%)
Region Total	217,430	30	32	28	608,031	390,601 (179.6%)

## Representation changes

# of Members, not including the Chair

# Durham Region Population Growth 1996-2011

	1996	2001	2006	2011	Growth 1996 - 2011
Ajax	64,430	73,753	90,167	109,600	<b>45,170 (70.1%)</b>
Brock	11,705	12,110	11,979	11,341	-364 (-3.2%)
Clarington	60,615	69,834	77,820	84,548	<b>23,933 (39.5%)</b>
Oshawa	134,364	139,051	141,590	149,607	15,243 (11.3%)
Pickering	78,989	87,139	87,838	88,721	9,732 (12.3%)
Scugog	18,837	20,173	21,439	21,569	2,732 (14.5%)
Uxbridge	15,882	17,377	19,169	20,623	4,741 (29.9%)
Whitby	73,794	87,413	111,184	122,022	<b>48,228 (65.4%)</b>
<b>Durham</b>	<b>458,616</b>	<b>506,850</b>	<b>561,186</b>	<b>608,031</b>	<b>149,415 (32.58%)</b>

Highlighted to indicate increase significantly above Region average

# Observations on Durham Region Population Growth, 1996 - 2011

- 78% of growth in Whitby, Ajax and Clarington alone; 17% in Oshawa and Pickering; 5% in Brock, Uxbridge and Scugog.
- Oshawa and Pickering have 12 Regional Councillors and a combined 2011 population of 238,328. Whitby, Ajax and Clarington have a combined population of 316,162 and 10 members.
- Whitby, Ajax and Clarington now comprise 52% of the Region population, but have the same 36% of the Council membership assigned in 1996.
- Brock, Uxbridge and Scugog, combined pop'n 53,533, 6 members - the same as Ajax and Clarington with a population of 194,148.
- Ajax has 21,000 more residents (25% > population) than Pickering -- yet Pickering has 4 members and Ajax 3.
- Whitby's population is now 82% of Oshawa's - but it has only 4 members compared to Oshawa's 8.

# Regional Council's Rejections of a Representation Review

A history of refusing to even study the matter:

May 30, 2007 - Motion “received for information”

October 29, 2008 - Motion defeated

December 10, 2010 - Chair Anderson’s Inaugural Address  
*“A pressing issue is to review representation on Regional Council. We have a situation that has become increasingly unbalanced as Durham has grown. By dealing with these matters early in the term, the process to implement Council's desired changes can be completed in time for the 2014 election.”*

April 27 – 29, 2011 - Regional Clerk’s Presentation

June 8, 2011 - Motion defeated

December 12, 2012 - Motion defeated

# 2013 Regional Council Composition by Population

	Council Members	2011 Population	Pop-per-Member	% of Pop	% of Seats	Variance from Avg
Brock	2	11,341	5,671	1.9%	7.1%	26.1%
Uxbridge	2	20,623	10,312	3.4%	7.1%	47.5%
Scugog	2	21,569	10,785	3.6%	7.1%	49.7%
Oshawa	8	149,607	18,701	24.6%	28.6%	86.1%
Pickering	4	88,721	22,180	14.6%	14.3%	102.1%
Clarington	3	84,548	28,183	13.9%	10.7%	129.8%
Whitby	4	122,022	30,506	20.1%	14.3%	140.5%
Ajax	3	109,600	36,533	18.0%	10.7%	168.2%
Durham	28	608,031	21,715	100%	100%	100%=21,715


  
 95%

“Lakeshore/Urban” Population-per-Member Range: 18,701 – 36,533 (differential: 17,832 or 95%)

# 1996–2013 Representation Variance and 2017 Population Forecast

	Regional Council Members	1996 Pop-per-Member	2001 Pop-per-Member	2006 Pop-per-Member	2011 Pop-per-Member	Pop'n Forecast 2017*	Pop-per-Member (2017)
Brock	2	5,853	6,055	5,990	5,671	11,900	5,950
Uxbridge	2	7,941	6,689	9,585	10,312	21,600	10,800
Scugog	2	9,419	10,087	10,720	10,785	22,100	11,050
Oshawa	8	16,796	17,381	17,699	18,701	159,200	19,900
Pickering	4	19,747	21,785	21,960	22,180	103,400	25,850
Clarington	3	20,205	23,278	25,940	28,183	97,600	32,533
Whitby	4	18,449	21,853	27,796	30,506	136,000	34,000
Ajax	3	21,477	24,584	30,056	36,533	129,600	43,200
Durham	28	16,379	18,102	20,042	21,715	681,500	24,339

**“Lakeshore/Urban” Population-per-Member Range: 18,701 – 36,533 (differential: 17,832 or 95%)**

**2017 Forecast “Lakeshore/Urban” Pop-per-Member Range: 19,900 – 43,200 (differential: 23,300 or 117%)**

\* Source: Region of Durham Report No. 2012-P-61

# The Current State of Durham Regional Council Representation

- 1986 and 1996 changes demonstrated the commitment of previous Councils to the necessity of maintaining fair and effective representation.
- Since 1996, some municipalities are again growing at much greater rates than others, resulting in representation that is again unfair and in need of re-balancing. Population forecasts indicate that this injustice will only get worse.
- There is no justification for Regional Council's repeated refusal to correct the very unfair representation that exists across the five "Lakeshore / Urban" municipalities.
- Compared to both Peel and York Regional Councils, Durham Regional Council is too large and costs far too much.

# Fair Representation "Solution" Based on Oshawa's 8 Members

Oshawa Population 149,607 ÷ 8 members = 18,701 per member

	2011 Population	# members @ 18,701 per
Brock	11,341	0.6 = 2*
Uxbridge	20,623	1.1 = 2*
Scugog	21,569	1.2 = 2*
Clarington	84,548	4.5 = 5
Pickering	88,721	4.7 = 5
Ajax	109,600	5.9 = 6
Whitby	122,022	6.5 = 7
<b>Oshawa</b>	<b>149,607</b>	<b>8</b>
Durham	608,031	37

\*Brock, Uxbridge and Scugog maintain historical over-representation of 2 members each

# Fair Representation "Solution" Based on Pickering's 4 Members

Pickering Population 88,721 ÷ 4 members = 22,180 per member

	2011 Population	# members @ 22,180 per
Brock	11,341	0.5 = 2*
Uxbridge	20,623	0.9 = 2*
Scugog	21,569	1.0 = 2*
Clarington	84,548	3.8 = 4
<b>Pickering</b>	<b>88,721</b>	<b>4</b>
Ajax	109,600	4.9 = 5
Whitby	122,022	5.5 = 6
Oshawa	149,607	6.7 = 7
Durham	608,031	32

\*Brock, Uxbridge and Scugog maintain historical over-representation of 2 members each

# How to Determine Fair and Effective Representation in 2013

This is a mathematical exercise - NOT a political one.

Balancing representation on upper-tier Councils is the simple assignment of seats in proportion to the current populations of the lower-tier municipalities, within an acceptable total size of Council.

Regional Council must abandon the approach used in the 1996 review and apply these principles, listed in order of importance, instead:

1. **ALL** electors, residents, and taxpayers in the Region **MUST** be valued equally. In particular, representation for the 91% of the population that live in the five “Lakeshore / Urban” municipalities must be fair.
2. Rather than deciding Council size in advance, the **optimal size of Council** is determined by applying a pop-per-member ratio of 40,000 to the Lakeshore/Urban municipalities.
3. Are there legitimate circumstances (community of interest, geography) that justify enhanced representation for any municipality in the Region?

# Why 40,000 Pop-per-Member?

- Regional Council clearly believes the 36,533 pop-per-member ratio in Ajax is reasonable.
- the Ajax pop-per-member ratio will be more than 40,000 by the 2014 term of Council;
- this amount is still 20 - 25% below the pop-per-member ratios in York and Peel Regions (both over 51,000 pop-per-member)
- York Region has a simple and much more efficient rep'n model.
  - Vaughan (pop 288,000) - 4 members of Regional Council
  - Newmarket (80,000) - 2 members
  - Towns of Aurora (50,000) and Whitchurch-Stouffville (38,000), and the Townships of East Gwillimbury (22,000) and King (20,000), are all represented by their Mayor only.

On behalf of its taxpayers, Durham Regional Council should be motivated to do the same.

# Fair Representation "Solution" Based on 40,000 Pop-per-Member

	2011 Population	# Members @ 40,000 per
Brock	11,341	0.3 = 1*
Uxbridge	20,623	0.5 = 1*
Scugog	21,569	0.5 = 1*
Clarington	84,548	2.1 = 2
Pickering	88,721	2.2 = 2
Ajax	109,600	2.7 = 3
Whitby	122,022	3.1 = 3
Oshawa	149,607	3.7 = 4
Durham	608,031	17

\* Brock, Uxbridge and Scugog are each guaranteed one member

# Fair Representation Based on 2011 Census Population Data

“Lakeshore/Urban” Population-per-Member Range: 18,701 – 36,533 (differential: 17,832 or 95%)

“Lakeshore/Urban” Population-per-Member Range: 36,533 – 44,361 (differential: 7,828 or 21%)

	2011 Population	Existing Rep Pop-per-Member	Members @ 40,000 per	Actual Pop-per-Member	
Brock	11,341	2	5,671	0.3 = 1	11,341
Uxbridge	20,623	2	10,312	0.5 = 1	20,623
Scugog	21,569	2	10,785	0.5 = 1	21,569
Clarington	84,548	3	28,183	2.1 = 2	42,274
Pickering	88,721	4	22,180	2.2 = 2	44,361
Ajax	109,600	3	36,533	2.7 = 3	36,533
Whitby	122,022	4	30,506	3.1 = 3	40,674
Oshawa	149,607	8	18,701	3.7 = 4	37,402
Durham	608,031	28	21,715	17	

95%

21%

# Validation of the Fair Representation Solution

	2011 Population	Council Members	Pop-per-Member	% of Pop	% of Seats	Variance from Avg*
Brock	11,341	1	11,341	1.9%	5.9%	33.9%
Uxbridge	20,623	1	20,623	3.4%	5.9%	52.1%
Scugog	21,569	1	21,569	3.6%	5.9%	54.5%
Ajax	109,600	3	36,533	18.0%	17.6%	92.2%
Oshawa	149,607	4	37,402	24.6%	23.6%	94.4%
Whitby	122,022	3	40,674	20.1%	17.6%	100.3%
Clarington	84,548	2	42,274	13.9%	11.8%	106.7%
Pickering	88,721	2	44,361	14.6%	11.8%	112.0%
Durham	608,031	17	35,767	100%	100%	100% = 39,607

\* Avg (100%) determined by lakeshore/urban 554,498 pop'n ÷ 14 members = 39,607

# 2013 Regional Council Composition by Population

	2011 Population	Regional Council Members	Pop-per- Member	% of Pop	% of Seats	Variance from Avg
Brock	11,341	2	5,671	1.9%	7.1%	26.1%
Uxbridge	20,623	2	10,312	3.4%	7.1%	47.5%
Scugog	21,569	2	10,785	3.6%	7.1%	49.7%
Oshawa	149,607	8	18,701	24.6%	28.6%	86.1%
Pickering	88,721	4	22,180	14.6%	14.3%	102.1%
Clarington	84,548	3	28,183	13.9%	10.7%	129.8%
Whitby	122,022	4	30,506	20.1%	14.3%	140.5%
Ajax	109,600	3	36,533	18.0%	10.7%	168.2%
<b>Durham</b>	<b>608,031</b>	<b>28</b>	<b>21,715</b>	<b>100%</b>	<b>100%</b>	<b>100% = 21,715</b>

95%

# Reducing the Size of Council... Reduces Costs to Taxpayers

The annual salary and expenses for a single member of Regional Council is about \$60,000.

Reducing the Council size from 28 to 17 members would yield a savings to Region taxpayers of at least \$660,000.00 annually.

# Representation by Population GTA Regional Councils

	Peel	York	Durham (Existing)	Durham (Fair)
2011 Population (Census)	1,296,814	1,032,524	608,031	608,031
2012 Members (excludes Chair)	24	20	28	17
Pop-per-Member	54,034	51,626	21,715	35,767
Total Council Expenses (\$60k/member)	\$1.44m	\$1.2m	\$1.68m	\$1.02m
Cost per capita	\$1.11	\$1.16	\$2.76	\$1.68

# York vs Durham Regional Councils

<b>YORK</b>	<b>1,032,524</b>	<b>20 Members + the Chair</b>	<b>51,626</b>
Markham	301,709	Mayor + 4 Regional Councillors	60,342
Vaughan	288,301	Mayor + 3 Regional Councillors	72,075
Richmond Hill	185,541	Mayor + 2 Regional Councillors	61,847
Newmarket	79,978	Mayor + 1 Regional Councillor	39,989
Georgina	43,517	Mayor + 1 Regional Councillor	21,759
Aurora	53,203	Mayor	53,203
Whitchurch-Stouffville	37,628	Mayor	37,628
East Gwillimbury	22,473	Mayor	22,473
King	19,899	Mayor	19,899

<b>DURHAM</b>	<b>608,031</b>	<b>28 Members + the Chair</b>	<b>21,715</b>
Oshawa	149,607	Mayor + 7 Regional Councillors	18,701
Whitby	122,022	Mayor + 3 Regional Councillors	30,506
Ajax	109,600	Mayor + 2 Regional Councillors	36,533
Pickering	88,721	Mayor + 3 Regional Councillors	22,180
Clarington	84,548	Mayor + 2 Regional Councillors	28,183
Scugog	21,569	Mayor + 1 Regional Councillor	10,785
Uxbridge	20,623	Mayor + 1 Regional Councillor	10,312
Brock	11,341	Mayor + 1 Regional Councillor	5,671

# The "Cornerstone" of Our Democracy

## Voter Equality and Representation-by-Population

*“Voter equality means that **every** Canadian’s vote should have the same value... This principle is enshrined in the Canadian Constitution and is also referred to as ‘representation-by-population’... The principle ensures that **all** Canadians are treated as equals and taken into account by their political representatives.”*

M. Pal and M. Molson, *Moving Toward Voter Equality*, 2012

# Changing The Composition of Regional Council

The *Municipal Act* requires completion of the “triple majority” process:

- Regional Council passes a by-law outlining a new composition of Council.
- A majority of lower-tier councils pass resolutions consenting to the by-law
- Total electors in consenting lower-tier municipalities must also form a majority of all the electors in the Region.

The *Municipal Act* also allows for an elector petition to force local representation reviews, subject to an appeal to the OMB, but this provision is designed for lower-tier challenges and is not well-suited to propose adjustments to the composition of an upper-tier Council.

# What Can Be Done Now?

The next option is to request that the Province:

1. Impose fair and efficient representation measures on the Region of Durham under the strictest of conditions.
2. Approve legislation that will require all municipalities in Ontario to undertake substantive representation reviews at least once in every three terms of Council (12 years) and to implement the measures necessary to maintain fair and effective representation.

# Questions?